



**OUTDOOR DESIGN COLORADO**

*Your Landscape Craftsmen*



# Create Your Outdoor Sanctuary

A 10 Step Guide - Dream - Design - Build

# 1. Define Your Goals and Expectations

Have an idea about your dream landscape.

Imagine how you will feel spending time in your new beautiful yard.



- Make your wish list.
- Determine your budget and if you will need funding.
- Consider how long you will live in your home and the annual 'cost' is for your project.
- Think about how each of your family members will use your yard.
- What other activities and uses are important to you. Consider things like entertaining, gardening, bird watching, play areas and of course cooking and dining.

*We build trust.*

Our clients appreciate our collaborative design process. We listen to our clients and ask questions to understand their personal needs and objectives.

Together we create several designs options so you will end up with the yard of your dreams.

## 2. The Right Partnership

Contact companies that you think would be a good fit for your project. When you sense you want to learn more, get more details.



- Consider only experienced landscape design and build firms.
- Check out their portfolio, look at the craftsmanship.
- See how their projects resonate with your sense of beauty, functionality and your lifestyle needs.
- Ask for references.
- Ensure they have the necessary licenses and insurance.

*Over 20 Years of crafting beautiful and functional outdoor living spaces for Denver families.*

Our clients know they can rely on us as a partner to collaborate with them in designing, budgeting and crafting their dream landscape. They clients appreciate our processes and expertise as their project moves from concept to completion.

See Some of Our Work @ [outdoordesigncolorado.com](https://www.outdoordesigncolorado.com)

# 3. Schedule Your Initial Consultation

Be prepared to learn.  
Watch how they approach  
you and your project.



- Contact your final list of firms and schedule a consultation.
- This is an opportunity for you to discuss your goals and expectations for your landscape project.
- Evaluate their communication style. Do they listen, are they understanding your vision, needs and expectations? Or, do they insist on telling you what is best.
- Learn about their processes for design and construction.

*We take the role as your collaborative consultant.*

Our primary goal is listening to your needs and understanding your vision for creating that perfect outdoor outdoor experience.

# 4. Design Your Dream

During the consultation, share your vision for your landscape project.

Provide any images or sketches you may have.



- Evaluate their process for working through design, proposal and construction.
- Consider all the outdoor living aspects in your project such as dining, cooking, relaxing and entertaining.
- Are there any additional landscape features you want to consider; lighting, water and fire features, or perhaps an outdoor kitchen?
- Think about shade for your outdoor living spaces.
- Planting, irrigation and access are important.
- Talk about design and material options and how they effect the cost.
- Get clear about design considerations, options, budget and timing the company is offering.

*Our clients tell us that our in-depth design process was key to creating their outdoor sanctuary.*

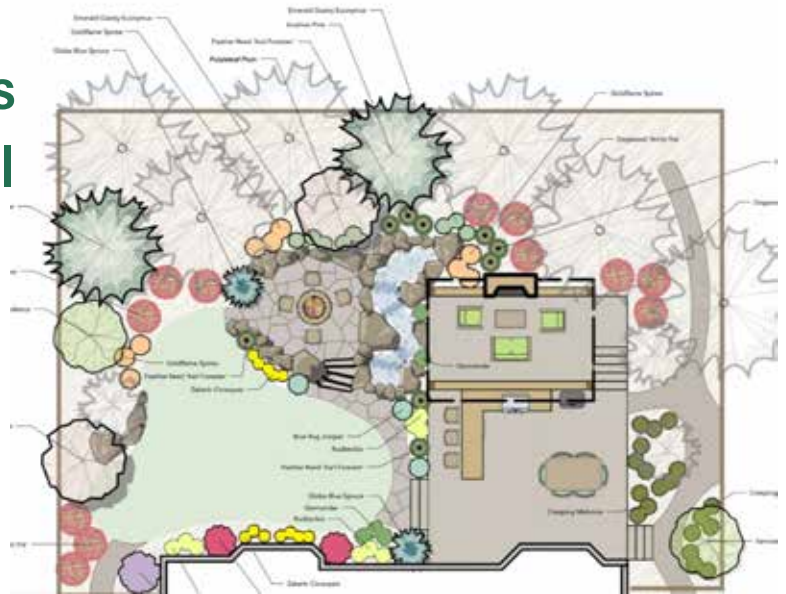
The design will incorporate aspects such as outdoor living and entertaining spaces and special features that were discovered in the design collaboration.

We take the time to educate you about the design and material options available for your outdoor spaces.

Need Guidance. Contact Us to Take Our Survey.

# 5. Finalize Your Design


Carefully review all aspects of the design. Make sure all of your questions are answered.



- Is the design and project information clear and understandable?
- Does the design include all the features that are important to you in your landscape?
- Make sure you understand all of the elements in the design including materials, plantings and unique features.
- Determine what grading and drainage considerations are needed.
- Are there any special elements such as changes to utilities or if any special approvals or permits are needed.
- If you need HOA approval will the design meet their requirements?

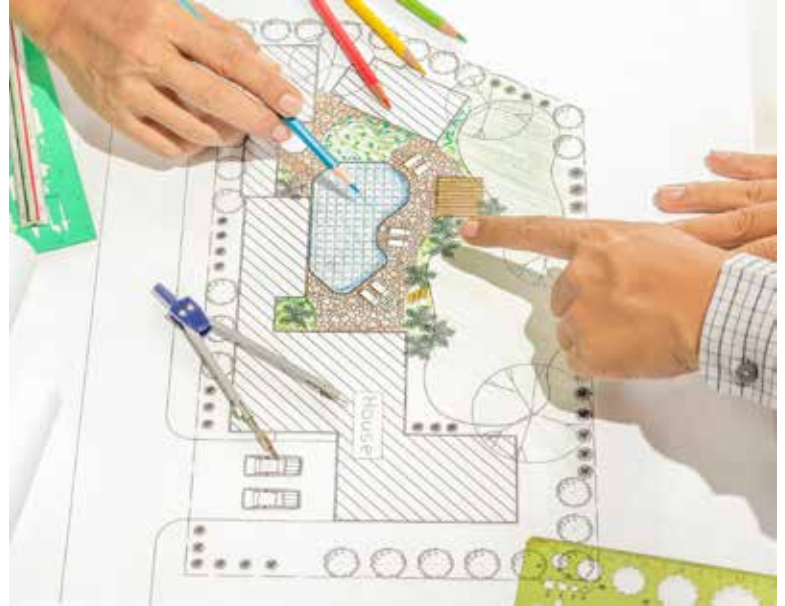
*We carefully work with you so you understand the entire process.*

Our communication throughout the design process results in a detailed design plan and with design and material options for your consideration.



# 6. Review Your Proposal

Details are important.



- Is the design included in the proposal?
- Do you have questions about the materials, plantings and unique features included in the proposal?
- What grading and drainage considerations are needed?
- What about changes to utilities?
- Are any special approvals or permits are needed?
- What access and equipment will be needed to complete the project?
- How will demo, dumping, hauling and cleanup will be addressed?
- How are change orders addressed?
- What is the timeline for your project start and completion?

*Building trust is key.*

We take the time to make sure all of your questions are answered and that everything is clear, understandable and relevant to you project so you feel confident moving forward with us.

# 7. Sign The Contract

Review and understand your contract before you sign.



- Make sure you fully understand the terms and conditions including the payment schedule, warranty, timeline and any other details.
- Approvals and Permits: If necessary confirm that any necessary approvals and permits have been obtained. This may include getting approval from your homeowner's association.

*We include full details in our contract.*



# 8. During Construction

**Communication will help ensure everything goes smoothly.**



- Identify a specific point of contact with the contractor and understand communication preferences.
- How will they manage your project and keep you updated on progress?
- Make sure you are involved in any changes required in the project and that changes are documented and approved by you.
- Keep in mind factors like weather, material supply and delays by city inspectors and other trades can have an impact on project timing.

*We are pleased to hear our clients notice how hard our crews work and how committed they are to their craft.*

We work hard to ensure your project stays on track and that issues or concerns are addressed in a timely and professional manner.

Our care comes from taking pride in our craftsmanship and working to make sure any issues that are uncovered during construction are surfaced and solved.

We strive to make sure there are no surprises.

# 9. Communication

**Responsiveness and coordination is key to a successful project.**



- Ask about ongoing communication procedures. Who will be your point-of-contact person?
- Determine the best form for communication, (text, email, phone).
- How will you be notified of any changes in schedule or project needs?
- How will any breakdowns be communicated and resolved?

*We know that things will come up during the project.*

*We strive to be responsive and available.*

Your project manager is your communication point. Our commitment is to be responsive, keep you informed and quickly answer any question that arise.

Effective communication will ensure your needs are met and your project will be completed as promised.

# 10. Completion

Do you love it?



- Do a walkthrough with the your contractor to ensure everything completed per plan and it meets your expectations.
- Get a commitment in writing for addressing any items that are not fully completed or need attention.
- Determine how to request any warranty work or arrangement for fall winterization work for irrigation or landscape protection.

*We are always excited for the end-of-the-project walkthrough.*

It's a chance to showcase our craftsmanship and explore the project with our clients. Our goal, make sure they are thrilled with their new landscape and that any questions are answered.



# OUTDOOR DESIGN COLORADO

YOUR LANDSCAPE CRAFTSMEN

## Our Promise is Our Care



*Our process is a customer-focused consultative approach to designing and crafting residential landscapes.*

We place emphasis on understanding our client's unique needs and our ability to meet those needs.

We take the time to listen to our clients and educate them about design options and materials. The result, is living in the yard they envisioned.

We honor the opportunity to build a long-lasting relationships with our clients.

REQUEST A CONSULTATION

Visit our website at [outdoordesigncolorado.com](https://www.outdoordesigncolorado.com)  
or call 303-444-3795